


Basic Camera Setup & Connection:

1. Your Swing Camera includes the following items:


- a. 1 - Custom Foresight Kayeton Camera - 720p Resolution / Up To 120 FRPS
- b. 3 - Camera Lenses:
 - i. 2.1mm (4-6ft From Golfer)
 - ii. 2.5mm (6-10ft From Golfer)
 - iii. 2.8-12mm (10-15ft From Golfer)
- c. 1- USB Connection Cable

b. Insert lens to camera body



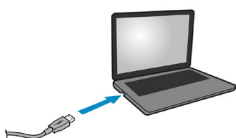
2. Attached the USB cable to the back of the camera and secure into place.

- a. Insert circular aviation connection to camera body (4 pin port cable connector)



3. Connect the USB cable to your Windows based PC.

- a. Insert USB connector from camera to PC to connect your camera to your computer.



- b. NOTICE: Operation on Non-Windows Operating Systems Not Supported. Camera connection utilized Windows Driver for operation. Does Not Require API or SDK Software Integration to operate.

To Setup Your Swing Camera:

1. Unpackage your camera and attach the desired lens based upon the distance from the golfer as specified above.

- a. Identify lens based upon focal length (2.1mm, 2.5mm, or 2.8-12mm)



- c. Rotate clockwise to secure lens, counter-clockwise to loosen.



- b. Adjust and rotate security ring clockwise to secure cable to camera body, rotate counter-clockwise to loosen.



To connect your Swing Camera to your software:

- QR CODE to Swing Camera software connection guide & URL:

<https://support.foresightsports.com/kayeton-camera>



Warranty information

Manufacture Passthrough Warranty Coverage - Shenzhen Kayeton Technology Co.,Ltd

This product has been provided by Foresight Sports as a component of your purchase and was obtained from its original Manufacture – Shenzhen Kayeton Technology Co.,Ltd.

The product is not warrantied by Foresight Sports directly and will be warrantied by Shenzhen Kayeton Technology Co.,Ltd under its original manufacturer warranty.

Foresight Sports, at the consumers request, will help to facilitate communication between the consumer and the manufacturer regarding all warranty requests. When possible Foresight Sports can offer instruction for use, but may direct the consumer to the original manufacture for expert level assistance.

This 2-Year Warranty Coverage is considered passthrough and all warranty responsibilities will be solely held by the original manufacture and not Foresight Sports as a reseller of the product.

Direction of this passthrough warranty are provided below:

Full Shenzhen Kayeton Technology Co.,Ltd. Warranty Documentation and Details are available by visiting: <http://www.kayetoncctv.com/Warranty>

Warranty Coverage By Kayeton Will Include:

2 Year Warranty Coverage From Date Of Receipt Of Product.

Direct To Manufacture Communications.

Technical Assistance & Remote Troubleshooting.

Return For Repair Or Replacement At Kayeton's Discretion.

Shipping For Returns To Manufacture Are The Responsibility Of The Customer, Kayeton Will Pay For Return Shipping Back To The Customer After Repair Or Replacement. Customs Duties & Taxes are the responsibility of the Customer when returned after repair.

Damage repairs & complete shipping are the responsibility of the customer.

Contacting Shenzhen Kayeton Technology Co.,Ltd

If your Kayeton Hardware Product manifests a defect in materials and workmanship during the Limited Warranty Period, and the suggestions in the product documentation do not solve the problem, you can receive support in one of the following ways:

- Looking for additional support and troubleshooting information or updated software and drivers from the Kayeton Support website at <http://www.kayetoncctv.com/Customization>
- Contacting Kayeton Support via the website at <http://www.kayetoncctv.com/ContactUs>
- To Contact Kayeton Technical Support by phone please call: +86 13428760165
- You may also begin an Online Chat with a Technical Service Agent: Skype: live:kayetontechnology